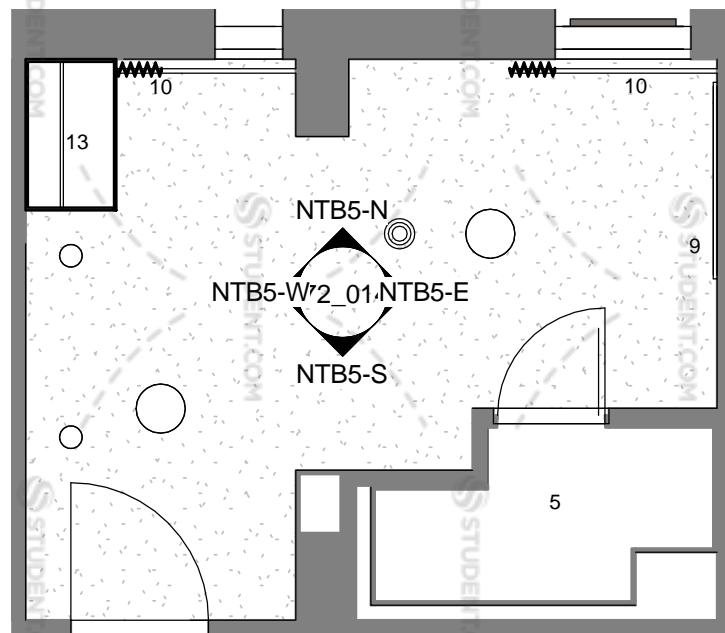


NTB5 - Layout Plan
1 : 50



NTB5 - Reflected Ceiling Plan
1 : 50

NON-TYPICAL BEDROOM 5 NOTES

BEDROOMS RELATING TO NTB5:

GROUND FLOOR	-
FIRST FLOOR	-
SECOND FLOOR	-
THIRD FLOOR	-
FOURTH FLOOR	-
FIFTH FLOOR	-
SIXTH FLOOR	-
SEVENTH FLOOR	-
EIGHTH FLOOR	-
NINTH FLOOR	-
TENTH FLOOR	69.2; 70.2(MH)
ELEVENTH FLOOR	74.2; 75.2(MH)
TOTAL INSTANCES	4

notes:

All dimensions are in millimetres unless stated otherwise. No dimensions to be scaled from drawings. All dimensions to be checked on site prior to manufacture.
Any discrepancies between drawings and site conditions are to be reported to the contract manager.
This drawing is to be read in conjunction with all relevant Structural Engineers and Mechanical & Electrical Engineers drawings and specification.

KEY

- Bed:** small double, (1950L x 1260W x 340H (4')). Includes integrated headboard shelving (1330H x 200D x 1260W), 2 no. under bed storage flaps, 2 no. hinged access panels under the mattress, 2 no. ventilation grilles in the frame, and wall protector to side of bed. *Note custom sized wall protector to some beds*
- Desk:** scalloped, (1800L x 650/450D x 720 clear height to underside of desk). Includes 2 No. grommets and a chrome leg.
- Shelving unit:** custom to recess wall (850Wx1330Hx250D).
- Desk chair:** operator type. Covered with Camira Extreme Plus Range.
- Shower pod:** Walkers S6. Finishes as per WMS0243/12 rev C document.
- Electric panel heater.**
- Coat hooks:** 2 no. fixed to timber batten.
- Mirror:** (450Wx1200H). With bevelled edge and mirror capped screws.
- Pinboard (above bed):** (1950x1200H) *Note custom sized pinboards to some beds to fit available space and yet provide sufficient pin space*
- Curtains and curtain rail:** *Rail to extend 150mm beyond window (minimum)*
- Door stop**
- Pinboard (above desk):** (1800W x 1000H) *Note custom sized pinboards to some desks to fit available space and yet provide sufficient pin space*
- Wardrobe:** (2250Hx1000Wx600D). 2 shelves.
- Drawers:** 3 drawer pedestal unit (550Wx600Dx720H).
- Dado trunking**
- Light switch**
- Double data socket**
- Double socket outlet**
- Heater booster**

dwg status:

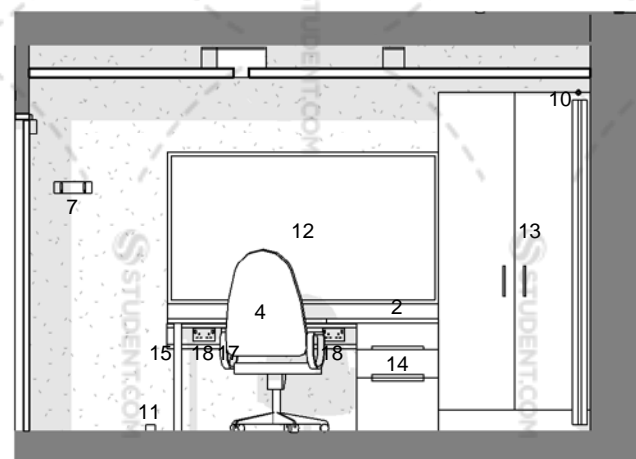
PRELIMINARY

Rev	Description	Date	By	Chk
C	Revised in accordance with KSHLs latest comments, tall pinboard omitted.	26/06/14	IR	GE
B	Revised to KSHL comments	18/06/14	RD	IR
A	First Issue	21/05/14	RD	IR

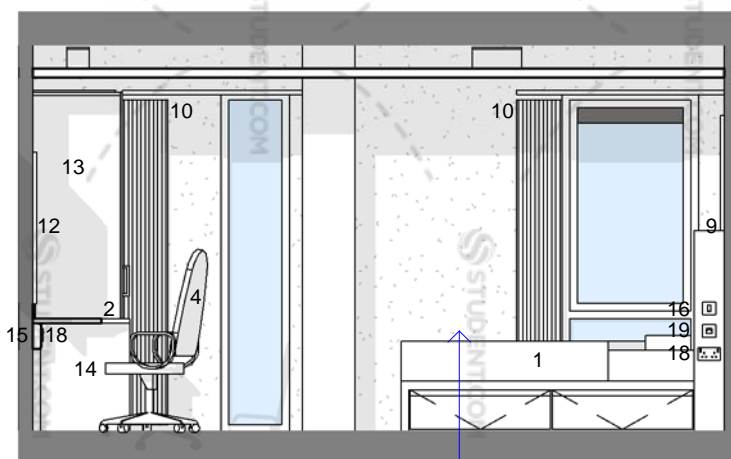


oconnell east architects
63 Newton Street, Manchester, M1 1ET
t: 0161 839 9380 f: 0161 833 1638

dwg title:	Non Typical Bedroom 5		
Date 1	19/05/14		
job title:	Ablett House for Knightsbridge Student Housing Ltd.		
scale:	1 : 50 @ A3	drawn:	IR
date:	19/05/14	job no:	1425
dwg no:	72_014	rev:	C

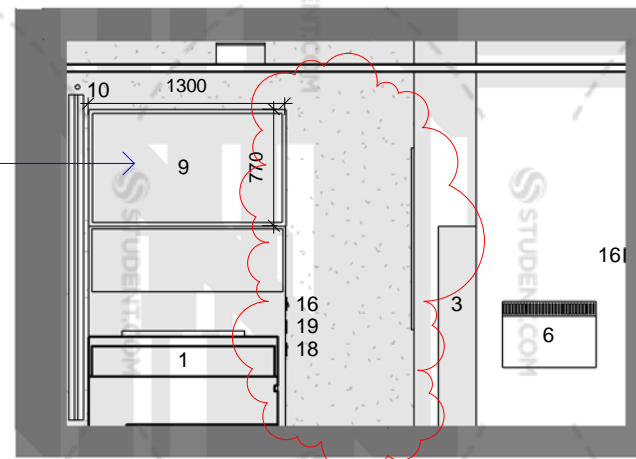


NTB5-W
1 : 50



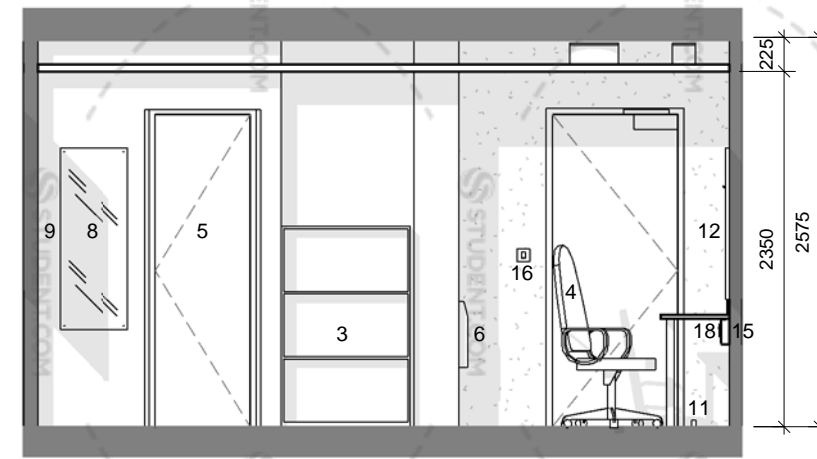
NTB5-N
1 : 50

no wall protector



NTB5-E
1 : 50

custom pinboard



NTB5-S
1 : 50